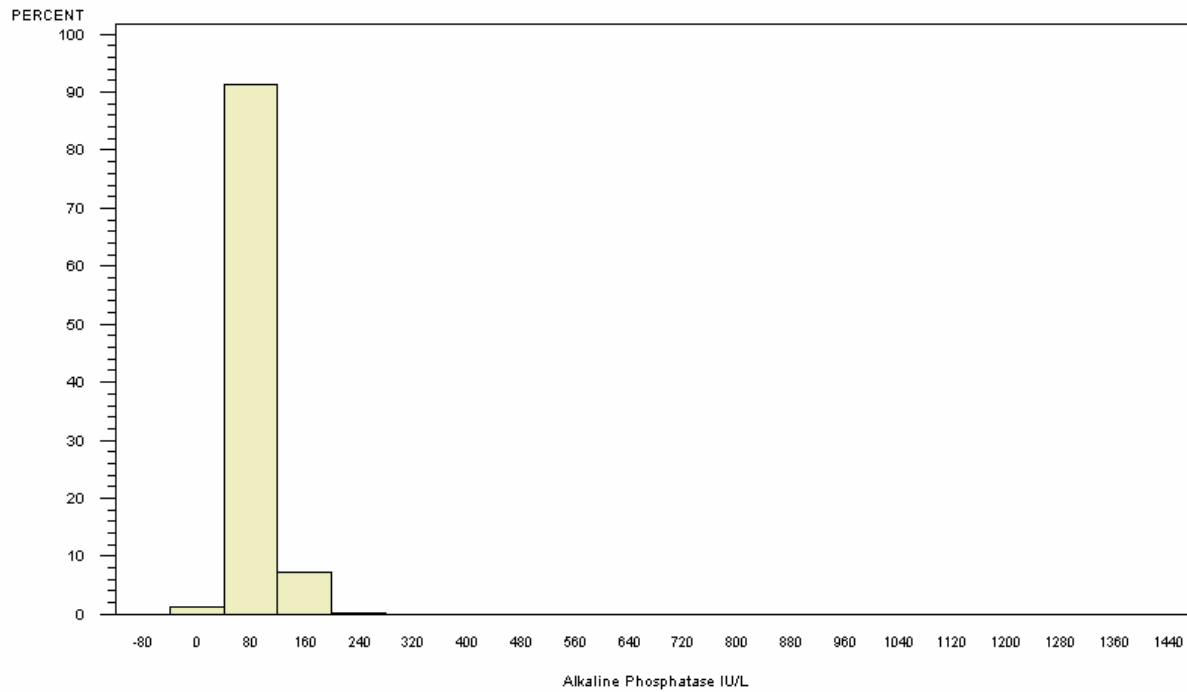


Summary Results for Alkaline Phosphatase for Participants 18-59 Years of Age

SERUM ALKALINE PHOSPHATASE IN FEMALE SUBJECTS AGED 18-59 YEARS

PARTICIPANTS=23676, MEAN=81.28, STANDARD DEVIATION=28.65

1st PERCENTILE=39.00, MEDIAN=77.00, 99th PERCENTILE=163.00

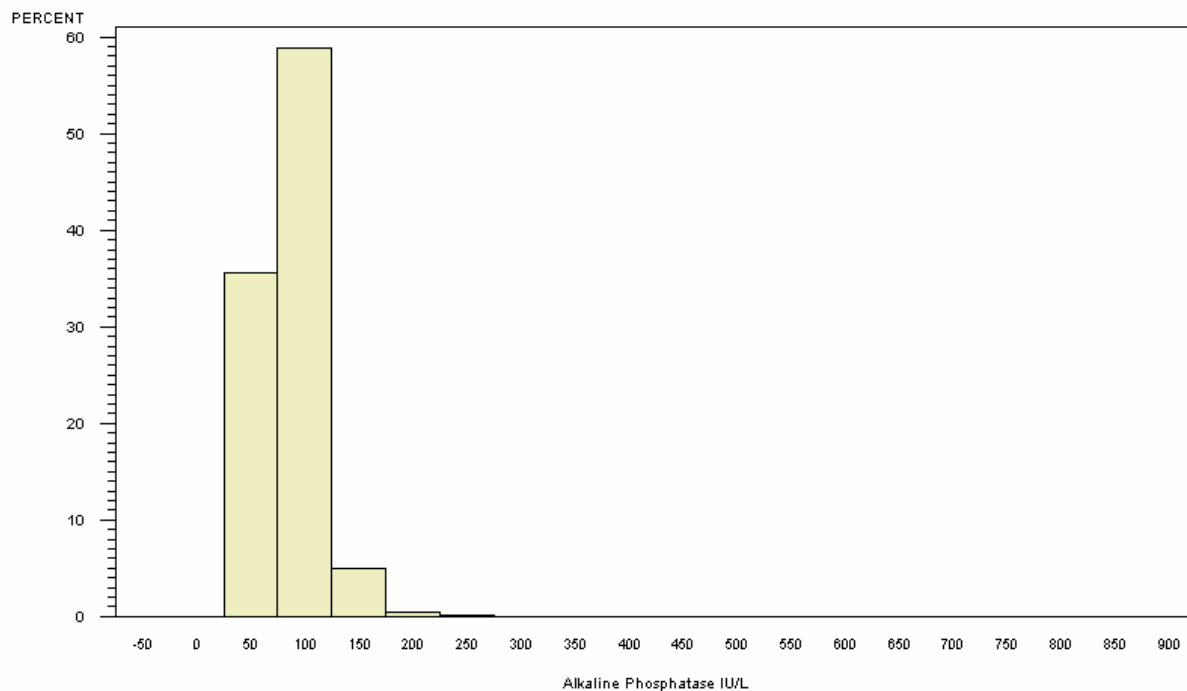


NORMAL RANGE 37-110 IU/L, TAKEN FROM <http://www.hosp.uky.edu/ClinLab/report.pdf>

SERUM ALKALINE PHOSPHATASE IN MALE SUBJECTS AGED 18-59 YEARS

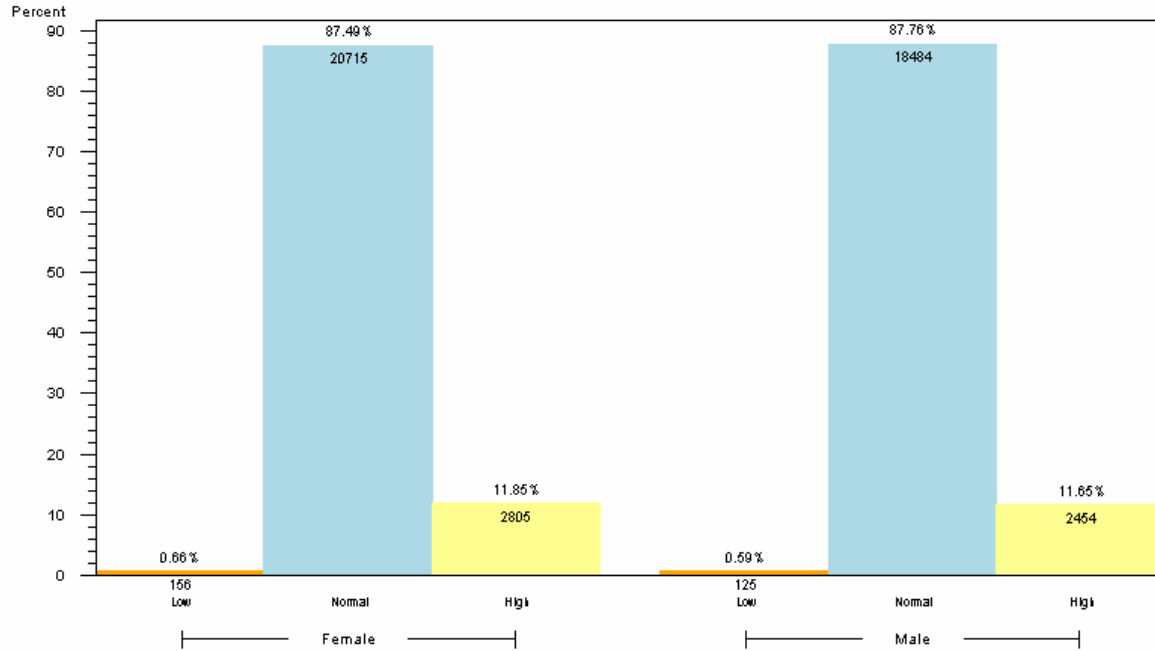
PARTICIPANTS=21063, MEAN=84.89, STANDARD DEVIATION=26.11

1st PERCENTILE=43.00, MEDIAN=82.00, 99th PERCENTILE=161.00



NORMAL RANGE 40-110 IU/L, TAKEN FROM <http://www.hosp.uky.edu/ClinLab/report.pdf>

SERUM ALKALINE PHOSPHATASE IN SUBJECTS AGED 18-59 YEARS
 BY ALKALINE PHOSPHATASE CATEGORY WITHIN GENDER (PARTICIPANTS=44739)



1. FOR FEMALE IN THIS AGE GROUP, NORMAL RANGE IS 37-110 IU/L
2. FOR MALE IN THIS AGE GROUP, NORMAL RANGE IS 40-110 IU/L
3. RANGES TAKEN FROM <http://www.hosp.uky.edu/ClinLab/report.pdf>
4. RESULTS BASED ON LAB VALUES, NOT DIAGNOSIS

Reader's Guide to Understanding This Information:

Approximately equal numbers of men and women had abnormal levels of alkaline phosphatase. Approximately 10% of adults had abnormal alkaline phosphatase levels.